

Retainify




Health and Safety Audit for Senior Living

June 2020

Outline

Introduction

We have learned the devastating impact COVID-19 has on the senior living communities. **Auditing and feedback** can help these communities to be **crisis prepared** (proactive) vs. **crisis prone** (reactive)!



Outline

Introduction

What kind of audit and feedback?

What kind of audit and feedback?

Resident Satisfaction



Contact Tracing



Clean Environment



PPE



Audits can help identify gaps and provide immediate **feedback!**

Outline

Introduction

What kind of audit and feedback?

How does it work?

How does it work?

1. Set up audits

| Name |
|-------------------------|
| Contact Tracing Audit |
| Clean Environment Audit |
| PPE Audit |
| Facility H&S Audit |
| Resident Safety Audit |

2. Set up alerts

Title:
Performed hand hygiene.

Please enter the question title

Required:

[Configure Alerts](#)

Tags:
[Health & Safety](#) ×
[+ Tag](#)

3. Schedule audits

Questions

Resources

SCHEDULING

Filters

Schedules

360

Templates

4. Complete audits

Hand Washing (2/2) 100%

[← Back](#) [✓ Submit](#)

Facility staff tell me where I can get handwashing products.
★★★★★

Facility staff showed visitors proper handwashing.
★★★★★

Facility staff told visitors about importance of handwashing.
★★★★★

I am comfortable asking if staff wash/clean their hands.
★★★★★

Other facility staff wash/clean hands.
★★★★★

[← Back](#) [✓ Submit](#)

Outline

Introduction

What kind of audit and feedback?

How does it work?

Identify hotspots with data

5. Identify hotspots with data

Table Data:

| | | Initial Value | Q1-2020 | Q2-2020 |
|------------------------------|------------|----------------|---------|---------|
| Resident Satisfaction | | | | |
| | Facility 1 | 52.4 (Q4-2019) | -25.1 ▼ | +42.7 ▲ |
| | Facility 2 | 50 (Q4-2019) | +12.5 ▲ | -42.5 ▼ |
| Contact Tracing | | | | |
| | Facility 1 | 100 (Q4-2019) | -18.2 ▼ | +8.2 ▲ |
| | Facility 2 | 83.3 (Q4-2019) | -8.3 ▼ | +5 ▲ |
| Clean Environment | | | | |
| | Facility 1 | 90.5 (Q4-2019) | -17.7 ▼ | +17.3 ▲ |
| | Facility 2 | 83.3 (Q4-2019) | -8.3 ▼ | -15 ▼ |
| PPE | | | | |
| | Facility 1 | 87.9 (Q4-2019) | -23.5 ▼ | +33.2 ▲ |
| | Facility 2 | 70.8 (Q4-2019) | -3.6 ▼ | -7.2 ▼ |

Callout 1: Slice and dice data by homes.

Callout 2: Measure trends over time.

Outline

Introduction

What kind of audit and feedback?

How does it work?

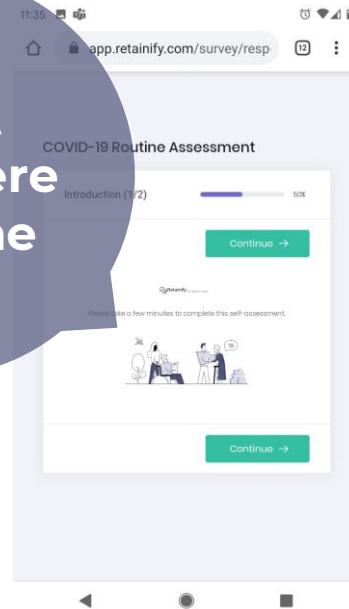
Identify hotspots with data

Why work with us?

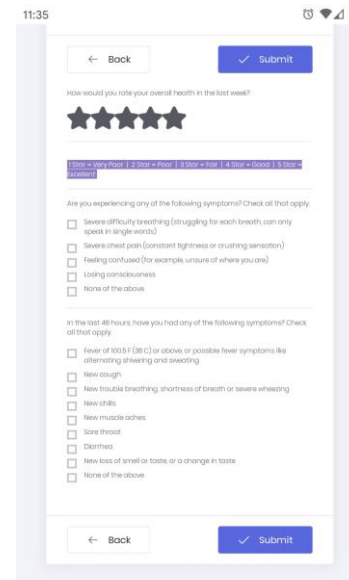
Why work with us?

A **Cost Effective** Solution That Can Be **Rapidly Deployed** With Little Change Management...

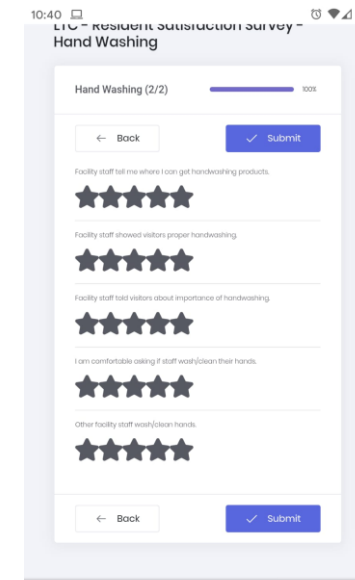
Audit
anywhere
anytime



Customizable
Landing Page



Customizable
Audit Survey



Mobile Friendly

Outline

Introduction

What kind of audit and feedback?

How does it work?

Identify hotspots with data

Why work with us?

Sample audit questions

| Audit | Questions |
|-----------------------|---------------------------------------------------------------------------------------------------------------------------------------------------------------------------------------------------------------------------------------------------------------------------------------------------------------------------------------------------------------------------------------------------------------------------------------------------------------------------------------------------------------------------------------------------------------------------------------------------------------|
| PPE | Applied mask appropriately |
| PPE | Applied gloves to cover cuffs |
| PPE | Tied gown and fastened at the neck and waist |
| Clean Environment | Wipe down surfaces in individual rooms and common areas |
| Clean Environment | Disinfect touchpoints (handles, light switches, electronics, etc.) |
| Clean Environment | Clean and disinfect showers, tubs, sinks, toilets, etc. |
| Contact Tracing | Rate your overall physical health this week. |
| Contact Tracing | Are you currently experiencing any of these symptoms? <ul style="list-style-type: none"><input type="checkbox"/> Cough or Shortness of Breath<input type="checkbox"/> Fever or Chills<input type="checkbox"/> Sore Throat or Difficulty Swallowing<input type="checkbox"/> Runny Nose or Congestion<input type="checkbox"/> Loss of Taste or Smell<input type="checkbox"/> Headache<input type="checkbox"/> Fatigue<input type="checkbox"/> Nausea, Vomiting, and/or Diarrhea<input type="checkbox"/> None of the above |
| Resident Satisfaction | The overall quality of care and services rating in this facility. |
| Resident Satisfaction | I would recommend this facility to others. |
| Resident Satisfaction | This facility is clean. |

Outline

Introduction

What kind of audit and feedback?

How does it work?

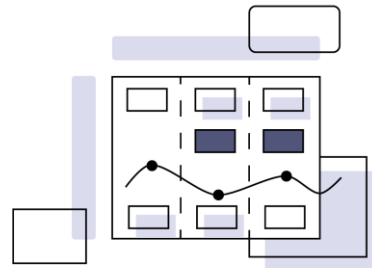
Identify hotspots with data

Why work with us?

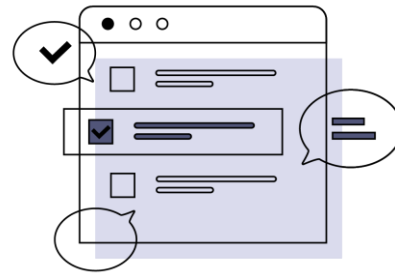
Sample audit questions

Our Services

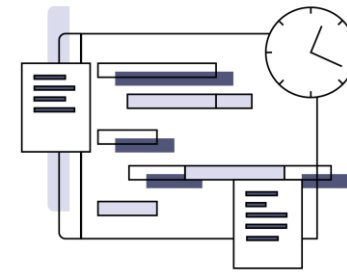
Our Services



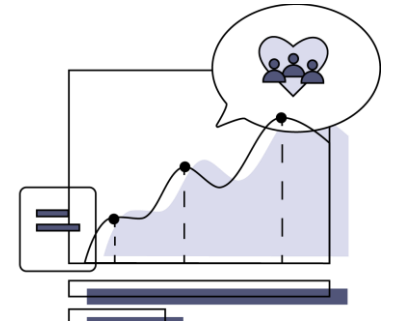
**Create your
playbook that
holds your
strategy, process
and procedures.**



**Configure your
audit surveys, set
up alerts and
dashboards.**



**Execute your
audit surveys and
process through
automation.**



**Identify gaps and
take action
through
immediate
feedback.**

www.retainify.com

[Hello@retainify.com](mailto>Hello@retainify.com)